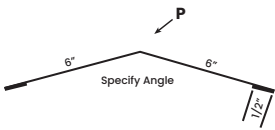
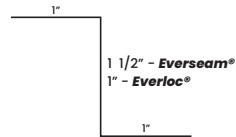


ARCHITECTURAL RESIDENTIAL TRIM

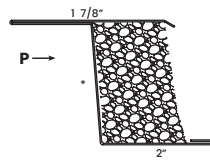
A Ridge / Hip
10'2"



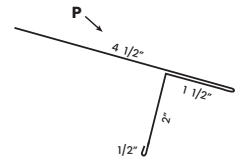
B Metal "Z" Closure
Everseam®
10'2"
Everloc®
10'2"



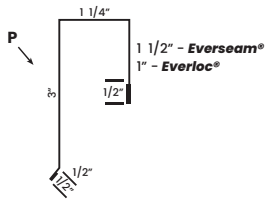
C Vented "Z" Closure



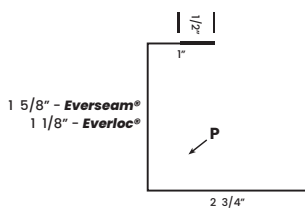
D Residential Eave
10'2"



E Rake Trim
Everseam®
10'2"
Everloc®
10'2"



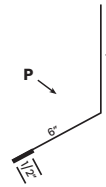
F Starter "J"
Everseam®
10'2"
Everloc®
10'2"



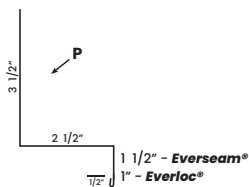
G Offset Cleat
10'2"



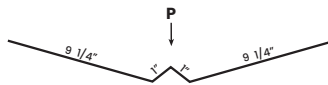
H Endwall / Headwall Flashing
10'2"



I Sidewall Flashing
Everseam®
10'2"
Everloc®
10'2"

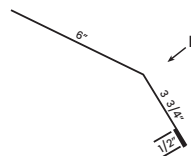


J Formed Valley
10'2"



Gambrel Trim
10'2"

**Use for transition on a Gambrel Roof*



K Pipe Boot



LEBANON, PA
888.339.0059

ORWELL, OH
877.866.9955

HOWE, IN
866.562.3782

BRIDGTON, ME
800.677.2060